

PH Artichoke Glass

The fixture provides 100% glare-free light. The 72 precisely positioned leaves form 12 unique rows of six leaves each. They illuminate the fixture, as well as emit diffused light with a unique pattern. Reflection from the light source is diffused in the sandblasted lower surfaces, and this light is reflected decoratively in the top surfaces, giving the fixture a unique glow. The surface treatment on the glass leaves eliminates direct glare. For the energy saving LED variant the quality of light and atmosphere surrounding the product is kept at the highest level.



Product info

Information

For LED replacement kits please do contact Louis Poulsen. The innovation of the LED technology is constant. The specifications mentioned are based on present technology..

Mounting

Suspension type: E27 . Cable 3x0,75mm² & wire. Canopy: Yes. Cable length: 4m. LED: Cable 2 x 1 mm² and wire. Canopy or external driver box contains driver. Cable length: 4m. Maximum distance between external driver box and fixture: 20m.

Finish

Clear glass, sandblasted.

Materials

Leaves: Clear glass, sandblasted. Top shade: High lustre chrome plated or white, spun brass. Frame: High lustre chrome plated, laser cut brass. Suspension: High lustre chrome plated, spun aluminium.

Sizes and weights

Width x Height x Length (mm) | 600 x 580 x 600 Max 20.1 kg | 840 x 720 x 840 Max 29.8 kg | 720 x 650 x 720 Max 32.4 kg | 480 x 570 x 480 Max 10.9 kg

Class

Ingress protection IP20. Electric shock protection I w. ground.

Specification notes

200W E27 is only available in Ø 480. Halolux 230W E27 and LED only available in Ø 600, Ø 720 and Ø 840. The innovation of light sources is ongoing. Consequently we only inform about the max. wattages. On www.louispoulsen.com we update a list of recommendable light sources.

Light source


1x100W E27

Information

For LED replacement kits please do contact Louis Poulsen. The innovation of the LED technology is constant. The specifications mentioned are based on present technology..



Product family



PH Artichoke

Product variants

Dimension	Light source	Lumen	Lighting control	Special accessories
Ø 480	1x100W E27	-	-	-
Ø 600	LED 2700K 59W	4811	Dali	Ext. driver
Ø 720	LED 2700K 96W	5005	Wireless bluetooth	Int. driver
Ø 840	LED 3000K 59W	7462		
	LED 3000K 96W	7761		

Design

Poul Henningsen

Weight

Min: 10.918 kg Max: 32.41 kg

Dimensions

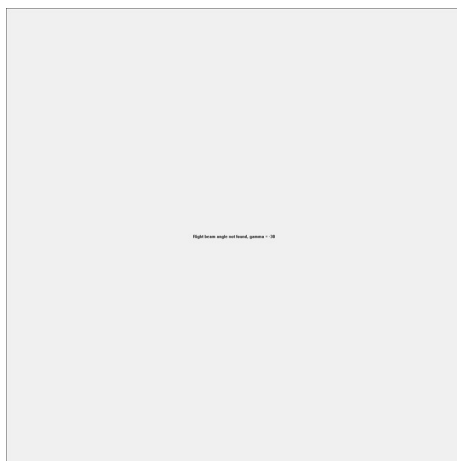
Ø 480, Ø 600, Ø 720, Ø 840

Finish

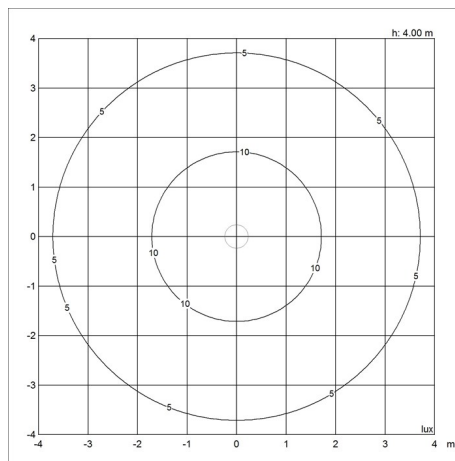
Clear glass sandblasted

Light distribution diagrams

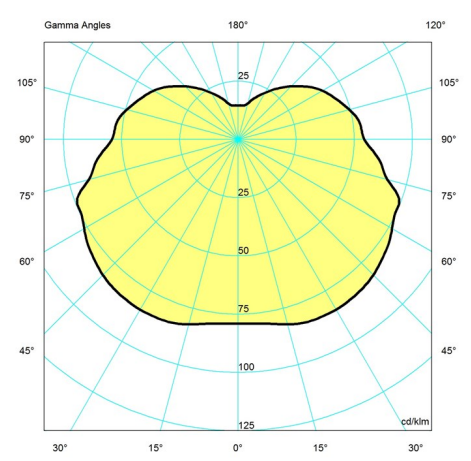
Cartesian



Isolux



Polar



Spare parts & accessories

PH Artichoke Glass

Product	Variant number
PH Artichoke/Louvre/Lp centrum canopy	5741480272
PH Artichoke Ø480 canopy white	5741086223
PH ART 720/840 SUSP LED-DA 27K90 W/INT	5741110241
PH ART 600 GL SUSP LED-DA 27K90 EX/DRV	5741110063
PH ART 600 GL SUSP LED-DA 27K90 IN/DRV	5741110076
PH ART 600 GL SUSP LED-DA 3K90 EXT/DRV	5741110089
PH ART 600 GL SUSP LED-DA 3K90 INT/DRV	5741110092
PH ART 600 GL SUSP LED-WB 27K90 IN/DRV	5741110102
PH ART 600 GL SUSP LED-WB 3K90 INT/DRV	5741110115